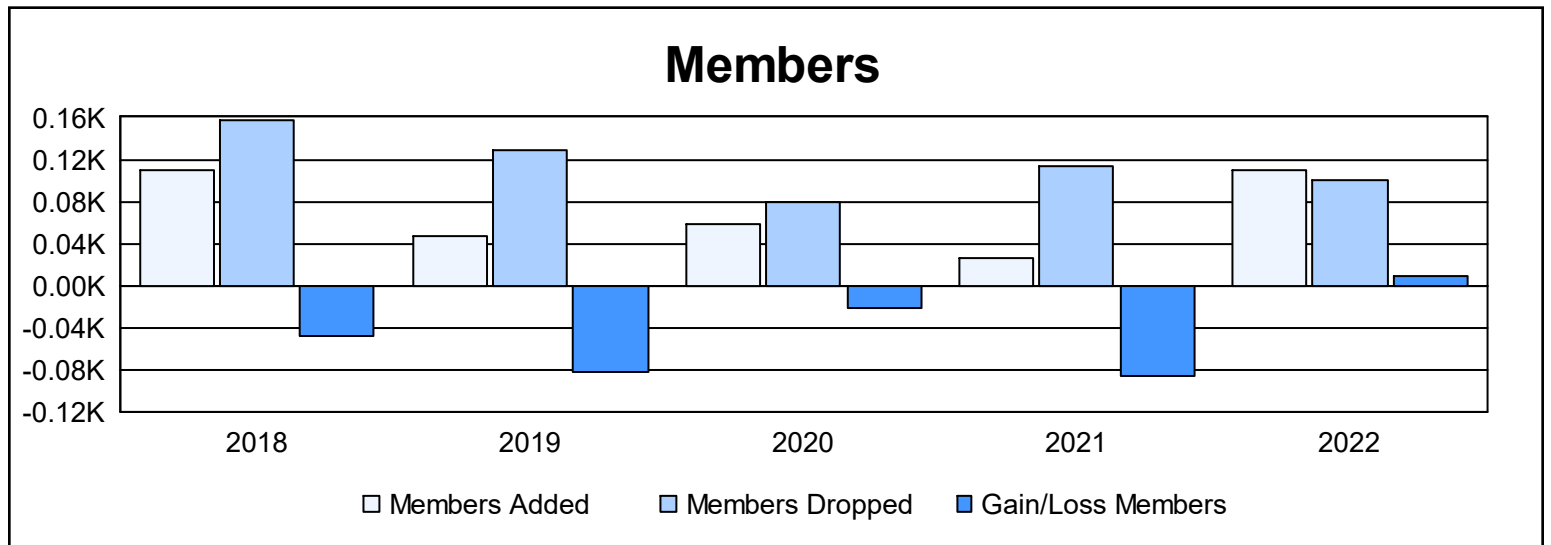
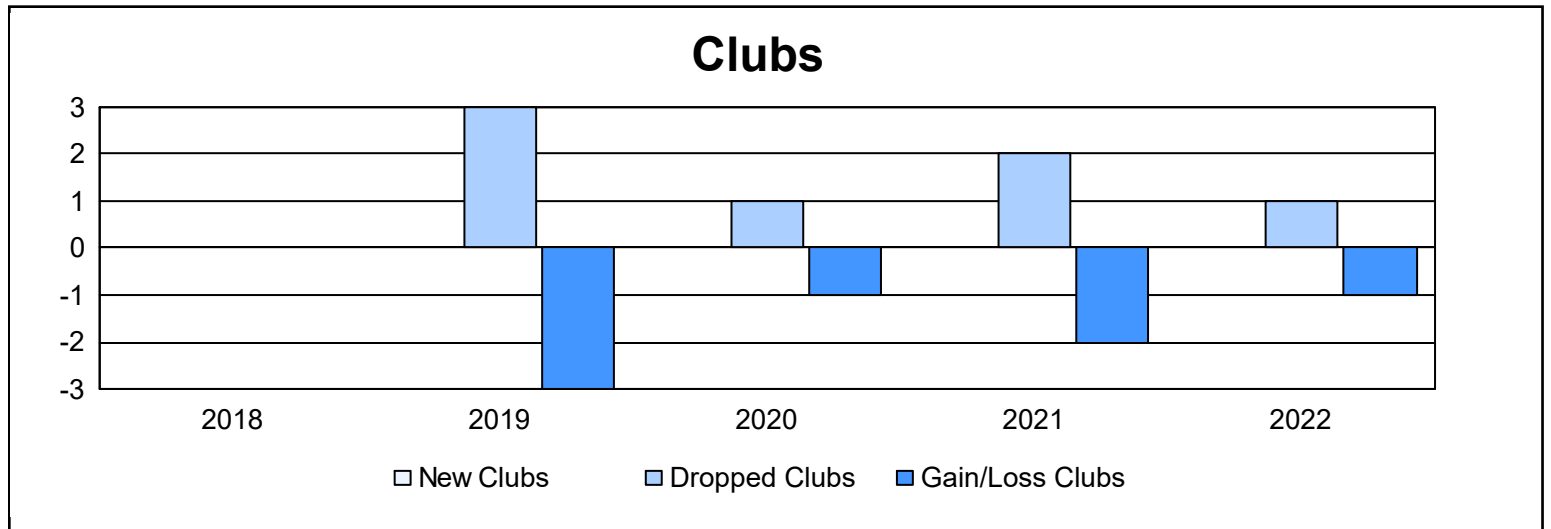
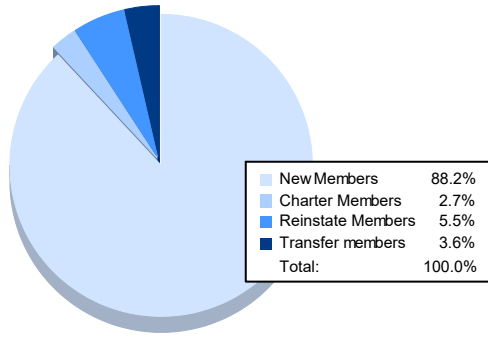


Year	New Clubs	Dropped Clubs	Gain/ Loss Clubs	New Members	Charter Members	Reinstate Members	Transfer Members	Total Member Added	Total Members Dropped	Gain/ Loss Members
2017-2018	0	0	0	94	6	2	7	109	157	-48
2018-2019	0	3	-3	41	1	2	2	46	129	-83
2019-2020	0	1	-1	52	0	3	3	58	79	-21
2020-2021	0	2	-2	24	0	1	1	26	113	-87
2021-2022	0	1	-1	97	3	6	4	110	101	9
<b>Average</b>	<b>0</b>	<b>1</b>	<b>-1</b>	<b>62</b>	<b>2</b>	<b>3</b>	<b>3</b>	<b>70</b>	<b>116</b>	<b>-46</b>



### Membership Composition June 2022 Cumulative



### Gender Composition June 2022 Cumulative

